



# 35EDGE



MODEL	Edge 35G
LOAD RATING	122.5 lbs
ASSEMBLY WEIGHT	approx. 19.8 lbs
STACKING	10 High
LTL STACKING	9 High
TOTAL QUANTITY (53' TRUCK)	1,160

# 35EDGE

BUILT FOR TODAY'S COLLECTION NEEDS

Durability increased with "double-pinned" lid attachment

Longevity increased with contoured lid that reduces warp and water entrapment

Molded foot access and large handle make maneuvering easier, even with heavy loads in place

Sanitary, easy-open lift lip

Lasts longer with UV resistant plastic for long-term exposure to sunlight

Corrosion-resistant hardware protects and increases durability


Fully sealed container means no leakage

Unique, contoured body designed for automated lifting equipment




## AVAILABLE COLORS


The Edge container is available in eight standard colors. Over 80 custom colors available upon request.




68 - Dark Blue




51 - Light Blue



56 - Green



65 - Forest Green




50 - Dark Gray



57 - Light Gray



63 - Brown



60 - Black

## YOUR CART YOUR WAY!

Your cart is your billboard; every trash day passersby see your company name. Take the opportunity to stand out from the rest.

At Otto, we work with you to design your carts so you get the most from your investment.

Customize your cart with color logos, lid graphics, or custom color. We can also include serialization, RFID, barcodes, and more.

Make your carts, **Truly Your Carts.**

Contact your Area Sales Manager to explore your options.

Otto/06012023 **Duramax Holdings LLC dba Otto Environmental Systems**  
12700 General Drive, Charlotte, North Carolina 28273  
800-795-6886 • info@otto-usa.com • otto-usa.com  
© Duramax Holdings, LLC dba Otto Environmental Systems

